

Student Life from the Second Semester

The second semester is starting in the time of 'With-Corona'.

To ensure the health and safety of all undergraduate students, graduate students, faculty members and staff who work on each campus, "Preventive Measures against the COVID-19" must be thoroughly implemented for all the activities in the university. We inform you below of our "Preventive Measures against the COVID-19" that applies to all campuses. We ask for your cooperation to ensure the thorough implementation.

1. Entry Control

We will limit the number of entrances and exits as a precautionary measure for future infection.

The gates will be opened as follows.

<Setagaya Campus>

Main Gate



- The entrance is available from the side gate.
- Your student ID card will be scanned at the gate.
- Please enter from the main gate on holidays (including Saturdays and Sundays) and outside office hours on weekdays.

Kyodo Gate



- When using Kyodo Gate, be sure to pass through the 1st floor of the Academia Center.
- Your student ID card will be scanned at the entrance. Please use the Main Gate if you forget to bring the student ID.
- The gate is available from 8:00 to 20:00 on weekdays.
- For the bicycle parking lot (*application required), please enter from the Kyodo Gate.

For Chitosefunabashi Station

For Kyodo Station

Chitose Gate

Kyodo Gate



Sakuragaoka Gate

Yoga Gate

Main Gate



Setagaya Dori Street

For Yoga Station

For Shibuya Station

<Atsugi Campus>

All gates are available.

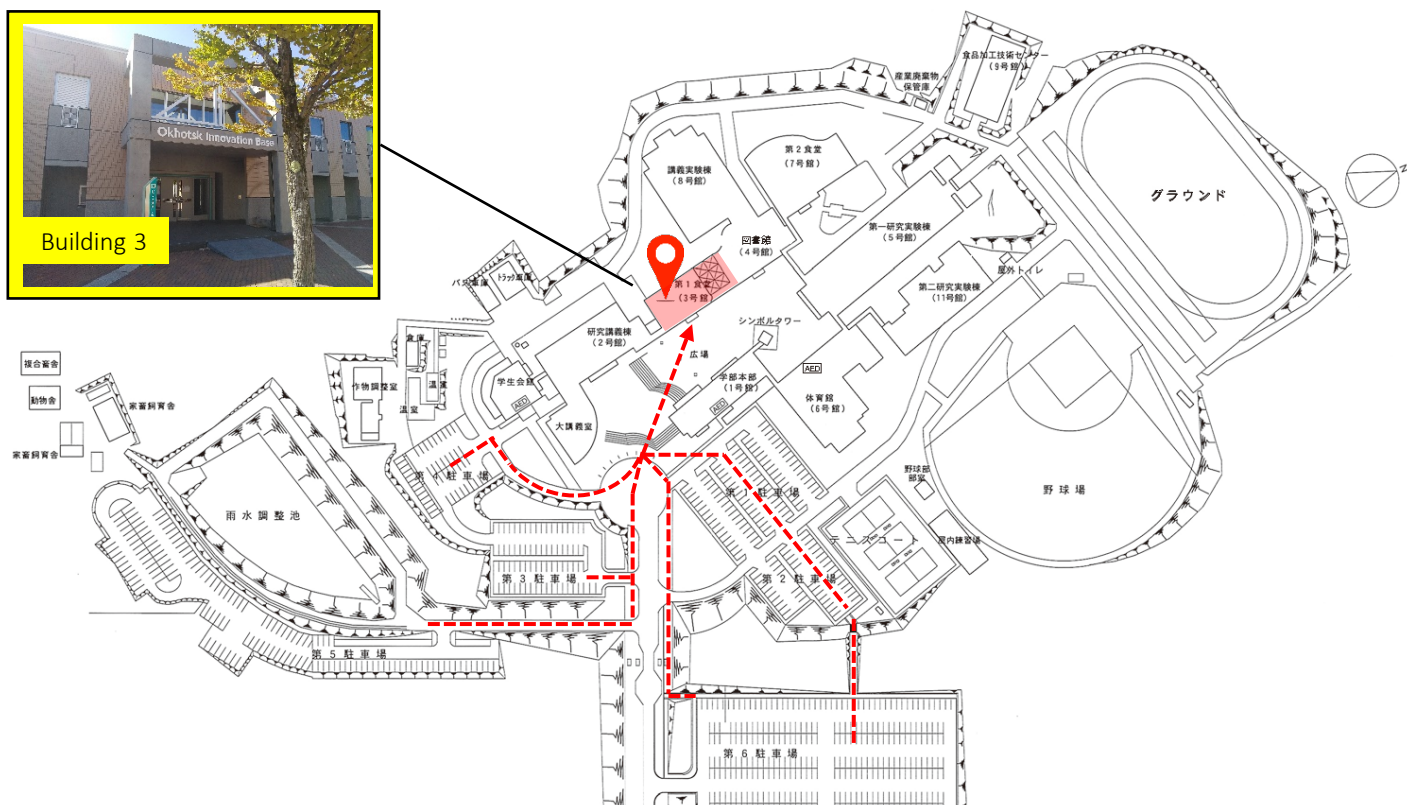
Notes: Upon entering the campus, make sure to stop by the "Research laboratories building" to check your temperature using thermography and have your student ID scanned. Please take "Entry Pass" at the counter and have it with you on the day, and present it on the desk when having lectures. You cannot take a lecture without presenting the pass.




<Hokkaido-Okhotsk Campus>

All gates are available.

Notes: Upon entering the campus, please stop by the "Building 3" to check your temperature using thermography to make sure you have no fever.





When entering campuses, your body temperature is checked.



- We monitor your body temperature with thermography. In case you have a body temperature of 37.5 or above, you will be checked at the following places.
 - Setagaya: Center for Health Promotion
 - Atsugi/Hokkaido-Okhotsk: Health Center

At the time of entry, we check your entry with student ID card. (This applies when leaving the campus too.)



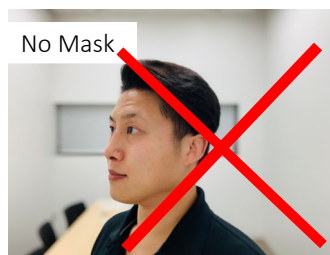
- It is necessary to identify the close contacts when the infection occurs on campus. Please make sure you have your student ID card scanned when entering or leaving the campus.
- Neck strap with card holder will be distributed. Please carry your student ID with you on campus. (color-coded by faculty)

2. Preventing infections on campus

We ask all students to take the following "preventive measures against the COVID-19".


<All campuses>

Please wear a mask.



Mask cases and mask straps are to be distributed.

While you stay on campus, please use hand disinfectant regularly.



- Please wash your hands and sanitize with alcohol frequently. Alcohol-based hand sanitizer is installed in various places on campus.

Please install COCOA (COVID-19 Contact-Confirming Application) on your smartphone.



- It is necessary to identify the close contacts when the infection occurs on campus.
- After installation, please turn on the Bluetooth setting.



Seats

- To maintain social distancing, please do not take a seat with a sign 'Do Not Sit'

Empty classroom
(windows open)




Empty classroom
(windows open)



- When you use an empty classroom, please make sure it is ventilated.

Before getting on
an elevator



In an elevator




- Before getting on an elevator, please sanitize your hands.
- Please avoid the Three Cs in an elevator.
- Refrain from talking and adhere to the designated number of passengers.



Sanitizer



Sanitize seats



PC Area

Library ※Please confirm the detailed information by checking each library website.

- Please use the designated entrance.
(Setagaya : Only 3rd floor of Academia Center, Atsugi, Hokkaido-Okhotsk: same as usual)
- Limited number of entries
(Setagaya:200, Atsugi:20, Hokkaido-Okhotsk:50)
- When you enter the library, please sanitize your hands at the entrance again.
- When you leave, please sanitize the desk and the seat that you used.

Entrance of Computer Room



Center for Information Technology and Education Computer Room < Setagaya Campus >

- At the entrance of the Center, you need to take your temperature and take wipes for sanitizing. Rubber gloves are available on request. Please feel free to ask us.
- Before or after using the PC, please make sure to sanitize the keyboard and mouse by yourself.

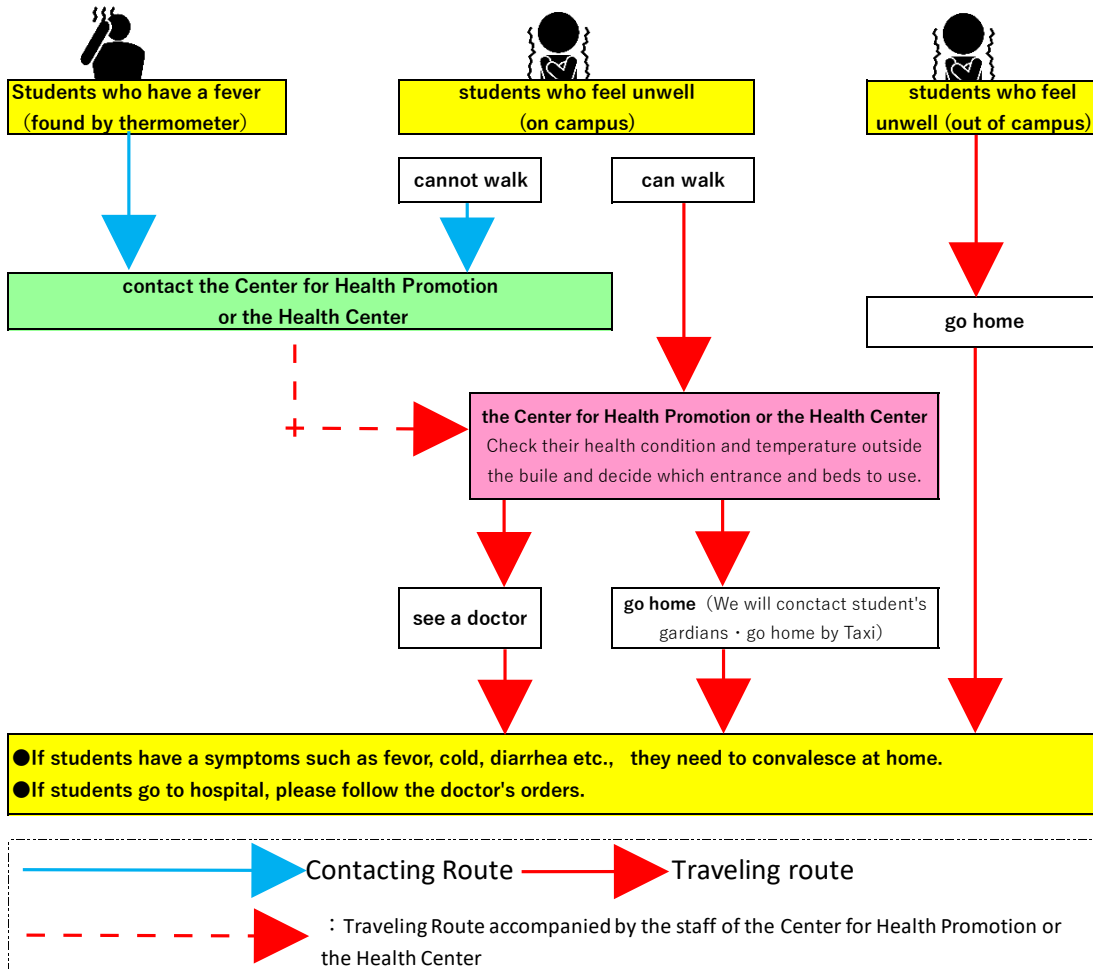
Waiting Points



Cafeteria

- Please wash and sanitize your hands at the entrance.
- Please keep distance when you stand in a line.
- Please avoid sitting face-to-face when eating.

In case you get sick, please contact the Center for Health Promotion (Setagaya Campus) or the Health Center (Atsugi, Hokkaido-Okhotsk) and follow their instructions.



5. Others

(1) Extracurricular Activities

We are planning to restart them in October. (Except some activities)

The detailed information will be delivered through the Student Portal Website after September 23.

Guideline for NODAI Operations (from July 21,2020)							
Date	Campus Entry	Lectures, etc.,	Extracurricular Activities	Instructors' Business Trip	Meetings, Events	Reception Counter Services	
7/21 5	Level2—②	Level2		Level2	Level2	Level2	
7/24							
7/27 5	Level1—①	Level1—①		Level2		Level2	Level1
9/4							
9/7 5							
9/18							
9/23	the Second Semester starts from 23 September						
5	Level—②	Level1—②			Level1		
9/30							

(2) NODAI Science Port

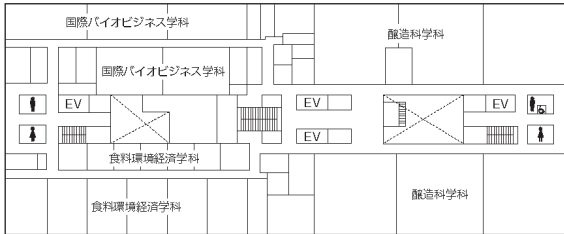
NODAI Science Port opened in April 2020.

This building holds 88 labs belong to 15 departments in 4 faculties along with the offices of four faculties.

When you visit laboratories, please follow the floor map of the building.

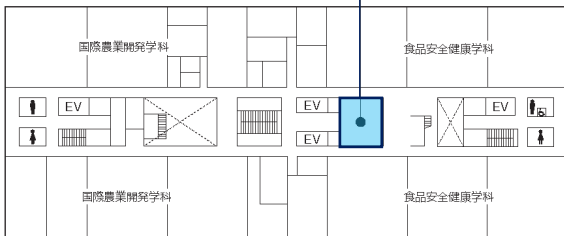
Each office of the 4 faculties is located as follows;

7th floor



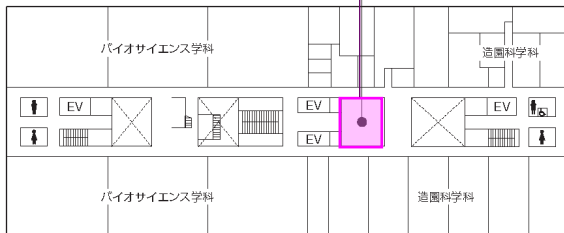
Office of Faculty of
Applied Bioscience

5th floor

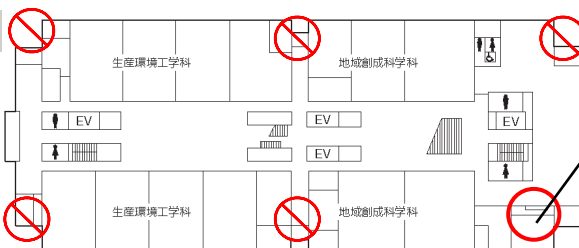


Office of Faculty of
Life Sciences

3rd floor



1st floor

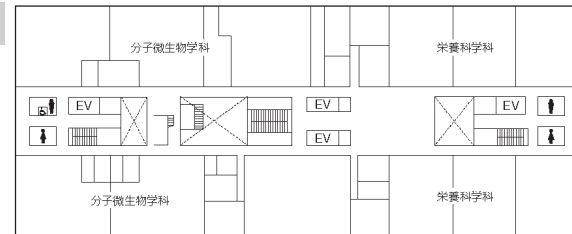


Office of Faculty of
International Agriculture
and Food Studies

6th floor



4th floor



Office of Faculty of Regional
Environment Science

2nd floor



Only the main entrance is
opened.